

Online with **Saurus**

English



The 1st english lesson (online): **9th March**

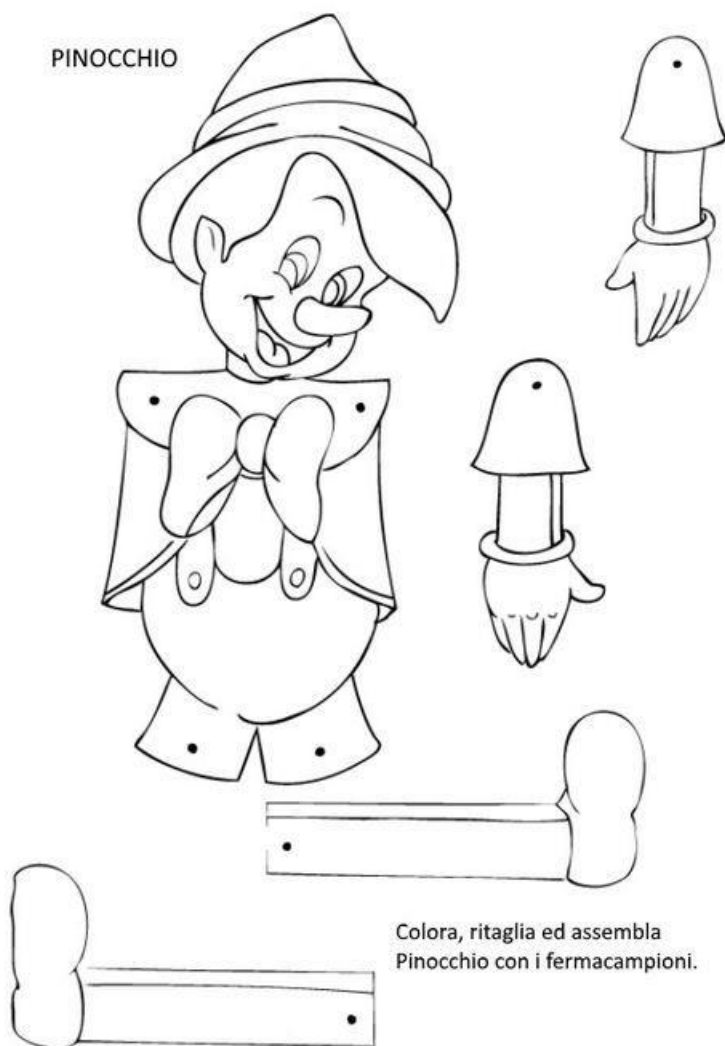
Fairy tale in the lesson

- The talking about fairy tales
- Some fairytale creatures
- The learning with puppet
- The new vocabulary

At home

- You can cut out the picture of Pinnocchio and draw it. Then you can connect it with some string. Attachment nr. 1.
- /vystřihni si obrázek s Pinnocciem a vybarvi. Potom si části spoj nějakým provázkem či sepní sponkami. Viz.: příloha 1/
- Repeat the right and left sides on the puppet. Attachment nr. 2
- /opakuj si pravá a levá s pomocí loutky, viz.: příloha 2/

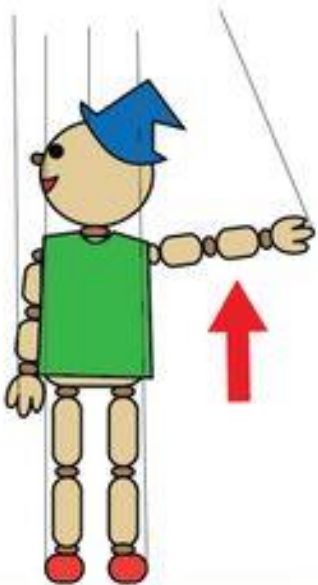
PINOCCHIO



Colora, ritaglia ed assembla
Pinocchio con i fermacampioni.

Super Simple Songs 3 - The Pinocchio

1 of 7

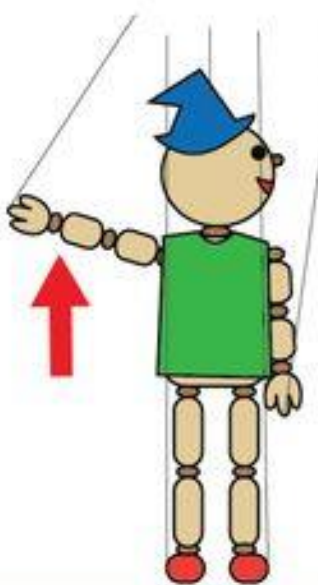


right arm

www.supersimplelearning.com
© Super Simple Learning 2014

Super Simple Songs 3 - The Pinocchio

2 of 7

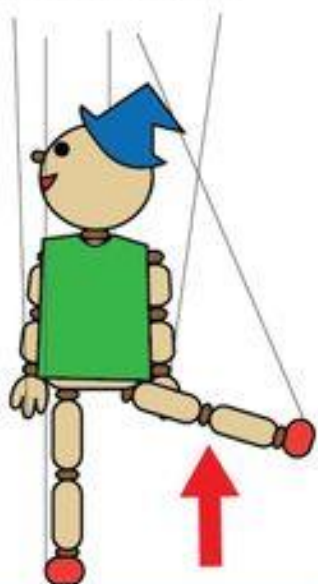


left arm

www.supersimplelearning.com
© Super Simple Learning 2014

Super Simple Songs 3 - The Pinocchio

3 of 7




right leg

www.supersimplelearning.com
© Super Simple Learning 2014

Super Simple Songs 3 - The Pinocchio

4 of 7



left leg

www.supersimplelearning.com
© Super Simple Learning 2014